

# Felixstowe

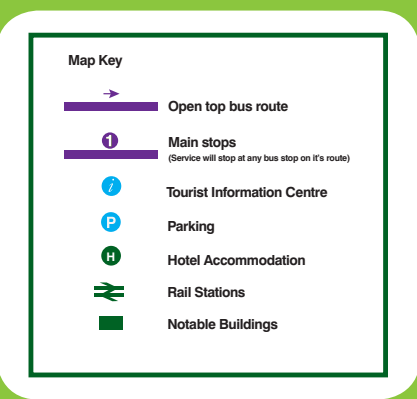


## Felixstowe Timetable

Sundays & Wednesdays (26th July - 30th August)

Ipswich Rail Station	0950	-	-	-	-	-
Tower Ramparts, Cricketers Layby	0955	-	-	-	-	-
Bishops Hill, Gardners Arms	1000	-	-	-	-	-
St Augustines Church, Felixstowe Rd	1005	-	-	-	-	-
Western Avenue, Westmorland Rd	-	1120	1220	1420	1520	1620
Felixstowe, opp Gt Eastern Square	1035	1130	1230	1430	1530	1630
Felixstowe, Leisure Centre	1040	1135	1235	1435	1535	-
Felixstowe, Mannings Amusement Park	1043	1138	1238	1438	1538	-
Felixstowe, Landguard Fort arr	1049	1144	1244	1444	1544	-
Felixstowe, Landguard Fort dep	1100	1200	1400	1500	1600	-
Felixstowe, Mannings Amusement Park	1103	1203	1403	1503	1603	-
Felixstowe, Leisure Centre	1108	1208	1408	1508	1608	-
Felixstowe, The Fludyers Arms	1113	1213	1413	1513	1613	-
Western Avenue, Westmorland Rd	1118	1218	1418	1518	1618	-
Tower Ramparts	-	-	-	-	-	1700
Ipswich Station Forecourt	-	-	-	-	-	1705

# Map Key



<b>Fares</b>	Only the below tickets are valid on the Open Top Tours
Adult	£5.00
Child	£3.00
Senior (60+)	£3.00
Student (ID required)	£3.00
Family	£12.00

Valid for 1 Adult and up to 4 children or 2 Adults and up to 3 children

## Felixstowe Stops

Hop on or off at any stop along the route

- 1 GREAT EASTERN SQUARE, Hamilton Road  
For connecting rail services
- 2 UNDERCLIFF ROAD WEST  
Felixstowe Leisure Centre
- 3 LANDGUARD FORT  
Landguard Fort & Museum
- 4 VIEW POINT ROAD  
Nature Reserve
- 5 UNDERCLIFF ROAD EAST
- 6 CLIFF ROAD  
Golf Course

# Celebrate Summer

All day ticket all over Ipswich now only  
£3.50\* Adult and £2 Child  
Group\*\* ticket only £4

\*Special price offered for a limited period from 28/6/15, may be discontinued by 31/08/15  
\*\*Valid for 1 Adult and up to 4 children or 2 Adults and up to 3 children

Offers apply on Ipswich Town services only and are not valid on the Open Top Bus Tours

Over 100 major exhibits - all made or used in Ipswich!

OPEN EVERY SUNDAY & BANK HOLIDAY  
11am - 4pm until 1st DECEMBER  
Plus MONDAY to FRIDAY 1pm - 4pm During SUMMER & OCTOBER School Holidays  
And EVERY WEDNESDAY in June and September

10% discount on admission with your open top tour ticket

GIFT SHOP - TEA ROOM - WHEELCHAIR ACCESSIBLE

OLD TROLLEYBUS DEPOT, COBHAM ROAD, IPSWICH IP3 9JD  
Follow brown signs from A12, A14 and Ipswich Town Centre

WWW.IPSWICHTRANSPORTMUSEUM.CO.UK

# Summer Open Top Bus Tours

Ride all day for £5!

2015

IPSWICH BUSES

taking you places

www.ipswichbuses.co.uk  
0800 919 390

f t



Ipswich

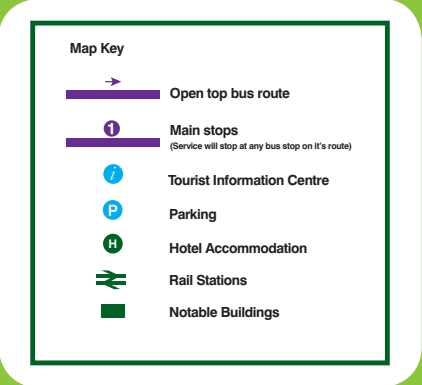


Ipswich Timetable

Tuesdays & Fridays (24th July - 28th August)

Tower Ramparts	1000	1115	1230	1345	1500	1615
Bourne Bridge	1011	1126	1241	1356	1511	1626
Nacton Road, Hallowtree	1021	1136	1251	1406	1521	1636
Ipswich Transport Museum	1025	1140	1255	1410	1525	1640
Felixstowe Road, Derby Road	1030	1145	1300	1415	1530	1645
Key Street, Old Custom House	1035	1150	1305	1420	1535	1650
Rail Station Forecourt arr	1043	1158	1313	1428	1543	1658
Rail Station Forecourt dep	1045	1200	1315	1430	1545	1700
Princes Street, Drum & Monkey	1046	1201	1316	1431	1546	1701
Old Cattle Market, Revolution	1051	1206	1321	1436	1551	1706
Bolton Lane, Park Gates	1058	1213	1328	1443	1558	1713
Ipswich Museum, High Street	1101	1216	1331	1446	1601	1716
Tower Ramparts	1106	1221	1336	1451	1606	1721

Map Key



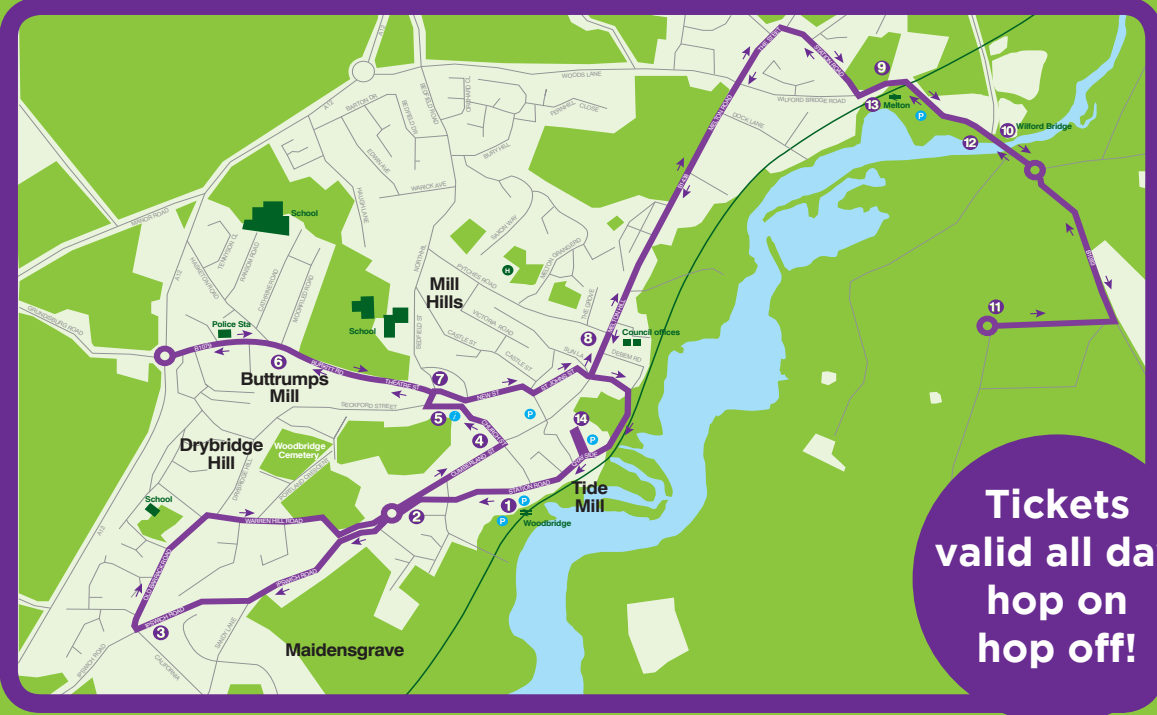
<b>Fares</b>	Only the below tickets are valid on the Open Top Tours
Adult	£5.00
Child	£3.00
Senior (60+)	£3.00
Student (ID required)	£3.00
Family	£12.00
Valid for 1 Adult and up to 4 children or 2 Adults and up to 3 children	

Ipswich Stops

Hop on or off at any stop along the route

- 1 TOWER RAMPARTS, outside Cricketers Pub  
The Town Hall Galleries
- 2 NACTON ROAD  
Orwell Country Park
- 3 COBHAM ROAD, outside Transport Museum  
Transport Museum (open 1300 - 1600 Mon to Fri)
- 4 FORE HAMLET  
Waterfront and UCS
- 5 KEY STREET  
Old Custom House, Ipswich Wet Dock
- 6 RAIL STATION, Station forecourt  
For connecting rail services
- 7 DOGS HEAD STREET  
Tourist Information Centre
- 8 BOLTON LANE PARK GATES  
Christchurch Park and Mansion
- 9 HIGH STREET, opposite Ipswich Museum  
Ipswich Museum

Woodbridge



Woodbridge Stops

Hop on or off at any stop along the route


- 1 WOODBRIDGE RAILWAY STATION  
River Deben walks and iconic Tide Mill
- 2 NOTCUTTS  
Garden centre
- 3 DUKE OF YORK
- 4 CHURCH STREET  
Shopping, eating, historic through fare
- 5 MARKET HILL  
Historic market place, museums and shopping
- 6 BUTTRUMS HILL  
One of England's finest tower mills
- 7 MARKET HILL  
Historic market place, museums and shopping
- 8 SCD COUNCIL OFFICES
- 9 MELTON STATION
- 10 WILFORD BRIDGE  
Riverside walks
- 11 SUTTON HOO  
Anglo-Saxon burial mounds and treasures, run by National Trust
- 12 WILFORD BRIDGE
- 13 MELTON STATION
- 14 TURBAN CENTRE  
Historic core and shopping

<b>Fares</b>	Only the below tickets are valid on the Open Top Tours
Adult	£5.00
Child	£3.00
Senior (60+)	£3.00
Student (ID required)	£3.00
Family	£12.00
Valid for 1 Adult and up to 4 children or 2 Adults and up to 3 children	

Woodbridge Timetable

Thursdays & Saturdays (23rd July - 29th August)

Woodbridge Rail Station	0950	1050	1225	1325	1425
Cumberland Street, Cherry Tree	0952	1052	1227	1327	1427
Old Barrack Road, Duke of York	0955	1055	1230	1330	1430
Cumberland Street, Cherry Tree	0958	1058	1233	1333	1433
Church Street	1000	1100	1235	1335	1435
Market Hill (for Shire Hall & Museum)	1002	1102	1237	1337	1437
Grundisburgh Road (for Buttrums Mill)	1005	1105	1240	1340	1440
Market Hill	1010	1110	1245	1345	1445
St. Johns Street	1011	1111	1246	1346	1446
Melton Road, Coach & Horses	1012	1112	1247	1347	1447
Melton, The Street, Chapel	1013	1113	1248	1348	1448
Melton Rail Station	1014	1114	1249	1349	1449
Wilford Bridge	1015	1115	1250	1350	1450
Sutton Hoo, National Trust Centre arr	1020	1120	1255	1355	1455
Sutton Hoo, National Trust Centre dep	1025	1125	1300	1400	1500
Wilford Bridge	1030	1130	1305	1405	1505
Melton Rail Station	1032	1132	1307	1407	1507
Melton, The Street, Chapel	1034	1134	1309	1409	1509
Melton Road, Coach & Horses	1035	1135	1310	1410	1510
Woodbridge, Turban Centre	1038	1138	1313	1413	1513
Woodbridge Rail Station	1040	1140	1315	1415	1515



Our open topper is an historic bus with entrance steps first used in Ipswich in 1976. That was long before buses could accommodate wheelchair users, so we're very sorry but wheelchairs and buggies need to be folded up before you climb aboard.